


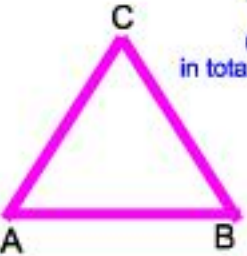

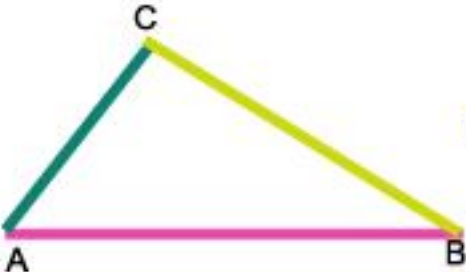
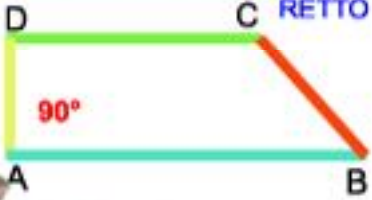



# MAPPA FIGURE PIANE

<p><b>QUADRATO</b></p>  <p>Ha 4 lati UGUALI</p> <p>Ha 4 angoli UGUALI</p>	<p><b>RETTANGOLO</b></p>  <p>Ha i lati UGUALI a 2 a 2</p> <p>Ha 4 angoli UGUALI</p>	<p><b>PARALLELOGRAMMA</b></p>  <p>Ha i lati UGUALI a 2 a 2</p> <p>Ha gli angoli UGUALI a 2 a 2</p>
<p><b>TRIANGOLO EQUILATERO</b></p>  <p>Ha 3 angoli UGUALI 60° ognuno in totale 180° SEMPRE</p> <p>Ha 3 lati UGUALI</p>	<p><b>TRIANGOLO ISOSCELE</b></p>  <p>Ha 2 lati UGUALI</p> <p>Ha 2 angoli UGUALI</p>	<p><b>TRIANGOLO SCALENO</b></p>  <p>Ha 3 lati DIVERSI</p> <p>Ha 4 angoli DIVERSI</p>
<p><b>TRAPEZIO RETTANGOLO</b></p> <p>Ha 1 Base Maggiore e 1 base minore</p> <p>Ha 1 angolo RETTO</p>  <p>90°</p>	<p><b>TRAPEZIO ISOSCELE</b></p> <p>Ha 1 Base Maggiore e 1 base minore</p> <p>Ha i lati OLICUI UGUALI</p> <p>Ha 2 angoli UGUALI</p> 	<p><b>TRAPEZIO SCALENO</b></p> <p>Ha 1 Base Maggiore e 1 base minore</p> <p>Ha 4 lati DIVERSI</p> <p>Ha 4 angoli DIVERSI</p> 